



# Elite Men

10K

Personal net times may differ from leaderboard

< 5K 7K 8K 9K Finish

Place	Name	Time	Avg. Pace
<b>1</b> ↑3	 <u>S. Barega</u> Bib 1	<b>00:27:37</b> ---	<b>02:46</b>
<b>2</b> ↑1	 <u>S. Catrofe</u> Bib 2	<b>00:27:39</b> +00:01.71	<b>02:46</b>
<b>3</b> ↓2	 <u>O. Chelimo</u> Bib 12 None	<b>00:27:42</b> +00:05.48	<b>02:47</b>
<b>4</b> ↓2	 <u>M. Beadles...</u> Bib 14 Adidas	<b>00:27:45</b> +00:07.84	<b>02:47</b>
<b>5</b>	 <u>V. Ngetich</u> Bib 3 Asics	<b>00:27:49</b> +00:11.93	<b>02:47</b>
<b>6</b>	 <u>Sondre Moen</u> Bib 9	<b>00:28:16</b> +00:39.69	<b>02:50</b>
<b>7</b>	 <u>Jimmy Whelan</u> Bib 19	<b>00:28:26</b> +00:49.05	<b>02:51</b>
<b>8</b> ↑1	 <u>Omar Ahmed</u> Bib 18 Birchfield Harriers	<b>00:28:27</b> +00:50.64	<b>02:51</b>
<b>9</b> ↓1	 <u>Filmon Tesfu</u> Bib 7 SV Sportlust	<b>00:28:29</b> +00:52.19	<b>02:51</b>



## Elite Men

10K

FIRST TO CROSS (Leaders by Gun Time)

< 5K 7K 8K 9K Finish

Place	Name	Time	Avg. Pace
10 ↑1	 <u>Marc Scott</u> Bib 11 Richmond & Zetland Harriers	00:28:33 <i>+00:55.88</i>	02:52
11 ↓1	 <u>K. Mulaudzi</u> Bib 4 None	00:28:37 <i>+01:00.44</i>	02:52
12	 <u>M. Mahamed</u> Bib 16 Southampton	00:28:38 <i>+01:00.74</i>	02:52
13	 <u>Ellis Cross</u> Bib 26 Aldershot Farnham & District A. C.	00:28:45 <i>+01:07.72</i>	02:53
14 ↑1	 <u>J. Kingston</u> Bib 20 Tonbridge AC	00:28:47 <i>+01:10.14</i>	02:53
15 ↓1	 <u>Joe Hudson</u> Bib 45 Keighley & Craven AC	00:28:50 <i>+01:13.47</i>	02:53
16	 <u>Max Milarvie</u> Bib 38 Dulwich Runners AC	00:29:00 <i>+01:23.46</i>	02:54
17	 <u>Jamie Crowe</u> Bib 27 Central Athletics Club	00:29:03 <i>+01:26.13</i>	02:55






## Elite Women

10K

Personal net times may differ from leaderboard

< 5K 7K 8K 9K Finish

Place	Name	Time	Avg. Pace
1	 <u>Klara Lukan</u> Bib 102	00:30:58 ---	03:06
2	 <u>Weini Kelati</u> Bib 104 Nike	00:31:17 +00:19.28	03:08
3	 <u>A. Neale</u> Bib 105 Wakefield District Harriers & Athletic Club	00:32:16 +01:18.33	03:14
4	 <u>V. Ockenden</u> Bib 108 Swansea Harriers AC	00:32:21 +01:23.87	03:15
5 ↑1	 <u>C. Evans-G...</u> Bib 106 Pontypridd Roadents AC	00:32:34 +01:36.54	03:16
6 ↓1	 <u>K. Kloster...</u> Bib 103	00:32:36 +01:38.78	03:16
7 ↑1	 <u>Liza Šajn</u> Bib 109 AADS	00:32:49 +01:51.86	03:17
8 ↓1	 <u>Manon Trapp</u> Bib 110	00:32:51 +01:53.90	03:18
9	 <u>N. Phillips</u> Bib 113 Dundee Hawkhill Harriers	00:33:01 +02:03.00	03:18











## Elite Women

10K

Personal net times may differ from leaderboard

< [5K](#) [7K](#) [8K](#) [9K](#) [Finish](#)

Place	Name	Time	Avg. Pace
10	 <u>C. Taylor</u> Bib 119 Bristol & West AC	00:33:02 <i>+02:04.17</i>	03:19
11	 <u>J. Elgood</u> Bib 118 Nidd Valley Road Runners	00:33:22 <i>+02:24.50</i>	03:21
12	 <u>Lucy Reid</u> Bib 111 Tonbridge AC	00:33:32 <i>+02:34.88</i>	03:22
13	 <u>Isobel Hume</u> Bib 121 RunAsOne	00:35:14 <i>+04:16.18</i>	03:32
14	 <u>Katie Rourke</u> Bib 123 Gala Harriers	00:35:17 <i>+04:19.37</i>	03:32
15	 <u>L. Skinner</u> Bib 124 Off that Couch Fitness	00:35:42 <i>+04:44.81</i>	03:35
16 ↑2	 <u>R. Whyte-W...</u> Bib 126 Belgrave Harriers	00:35:50 <i>+04:52.83</i>	03:35
17 ↓1	 <u>Emma Taylor</u> Bib 127 City of Stoke AC	00:35:53 <i>+04:55.28</i>	03:36